


Success at a Distance


10 Tips to Make Online Work

Charles Dull
Assistant Dean eLearning and Innovation
Cuyahoga Community College




Why do students choose online?

1. Expediency
2. Urgency
3. Convenience
4. Necessity



#1 –It's tough but NOT impossible

- ▶ Time Management skills are needed
 - Use a schedule or calendar
 - Use a Smartphone Appointment
- ▶ Students need to remember that not being in a classroom is NOT the same as NOT being in class
- ▶ There are class requirements, participation, assignment submission, and maybe group work.




#2–It may be the only option for a student

- ▶ More and more students have multiple commitments making college both necessary and unattainable if a building is the only option.
- ▶ If so, then noting all the potential problems supports failure not success.
- ▶ Students should have a checklist of what is needed:
 - Computer
 - High Speed Internet Access
 - A place to study




#3–Online Students need to know help is available...Virtually

- ▶ Some may need help with:
 - Reading skills
 - A writing workshop
 - Math and science
- ▶ Virtual services = Campus Services
- ▶ Know what services are available and USE them



#4–Embrace the learning process

- ▶ It is a new method of learning
- ▶ It can be a very rewarding learning experience



#5 – Participate, be active in class

- ▶ Be active in discussions
- ▶ Ask questions often
- ▶ Engage with the class
- ▶ Engage with your Instructor
- ▶ Ask when you don't know
- ▶ Use your classmates as a resource



#6–Learn how to use the electronic library and the resources available

- ▶ Tutoring Services
- ▶ Learn how to do Research, APA, and other class requirements
- ▶ Discover new concepts
- ▶ LEARN



#7–Become comfortable in virtual communities

- ▶ Engage with college virtual communities
 - Facebook
 - Newsgroups
 - Discussions
 - Social Networking
 - Email
 - Blogs
 - Mico–blogs
 - Tweets
 - And whatever comes next...



#8–Create a system of note taking and study time

- ▶ Being online does not mean you will not take notes. Create a habit of using notes:
 - Outlines
 - Notes on key points
 - Notes to help with discussions and assignments
- ▶ Set Definitive times to study
 - Focused time on task
 - Set times each day



#9–Practice good Netiquette

- ▶ Be polite
- ▶ Express opinions but do not:
 - Use all caps
 - Offensive language
 - Proof read
 - Be direct but polite



#10–Don't overload your schedule

- ▶ Online is as much if not more work than other options
- ▶ Overloads often mean less time on task
- ▶ According to a United States Department of Education Report
<http://www2.ed.gov/rschstat/eval/tech/evidence-based-practices/finalreport.pdf>

Time on task is the key to success!!!



Thank you!

- ▶ Thank you very much for your invitation to speak and your kind attention
- ▶ Questions
- ▶ My contact if you have any question later on

Dr. Charles Dull
Assistant Dean eLearning and Innovation
Cuyahoga Community College
Charles.dull@tri-c.edu
216-987-4677

